




Club Health Assessment for District A 15 through January 2026

			Status	Membership						Reports				Finance	LCIF	
Club Number	Club Name	Charter Date	Times in Status Quo in Past 2 Years	Current Member Count **	YTD Members Added	YTD Members Dropped	YTD Net Growth% ***	Member Count 1 Year Ago	Dropped Members Avg.Length of Service	Months Since Membership Update	Current Officers Reported ****	Current President Repeated Term	VP Reported *****	Last Date Reported Service (mm/yyyy)	Account Balance	YTD Donations
Clubs more than two years old																
110809	ARISS AND MARYHILL	04/12/2011	Active	14	0	1	-6.67%	15	1	4	N	None		12/2025		
14831	ATWOOD	01/29/1957	Active	35	1	1	0.00%	36	12	1	Y		N	08/2025		
62161	AYR - NORTH DUMFRIES	06/23/1999	Active	16	0	1	-5.88%	16	8	1	Y		R	01/2026		
14832	BAYFIELD	02/04/1947	Active	41	12	6	17.14%	37	7	0	N		N	06/2022		
33844	BELWOOD & DISTRICT L C	05/10/1977	Active	13	2	5	-18.75%	16	5	0	Y		N	01/2026		\$1,461.86
	Exc Award (06/30/2016)															
14923	BRANTFORD	02/23/1926	Active	6	0	0	0.00%	7		9	Y	2	N	01/2026		
119686	Breslau	06/21/2013	Active	3	0	0	0.00%	3		32	Y	8		06/2024		
14834	BRIDGEPORT	02/22/1967	Active	8	0	0	0.00%	8		23	Y	4		05/2025		
14924	BURFORD	12/20/1945	Active	17	0	1	-5.56%	20	2	1	Y		N	06/2025		\$687.98
61745	CAMBRIDGE HIGHLANDS	04/01/1999	Active	9	2	0	28.57%	7		0	Y		R	12/2025		\$6,147.86
	Exc Award (06/30/2017, 06/30/2018, 06/30/2020)															
43481	CENTRALIA-HURON PARK L C	02/29/1984	Active(2)	2	1	2	-33.33%	3	14	2	N	3		10/2018		
	Exc Award (06/30/2018)															
31933	COPETOWN	03/23/1976	Active	29	0	1	-3.33%	27	5	5	Y		N	12/2025		\$232.79
	Exc Award (06/30/2018, 06/30/2021)															
14837	DRUMBO	12/01/1955	Active	20	1	0	5.26%	19		2	Y	2	R	03/2025		
14932	DUNDAS	01/15/1931	Active	39	5	1	11.43%	37	4	0	Y		N	01/2026		\$1,215.27
147289	Dundas Lioness	06/30/2021	Active	19	0	0	0.00%	18		7	Y		N	12/2022		
14839	ELMIRA	04/26/1955	Active	87	0	2	-2.25%	86	7	2	Y			06/2019		\$732.19
14840	ELORA	11/12/1946	Active	11	1	0	10.00%	13		6	Y	2	R	07/2025		
14841	EXETER	12/01/1937	Active	54	0	2	-3.57%	53	9	0	Y	2	R	02/2025		
	Exc Award (06/30/2018)															
34522	FERGUS	10/07/1977	Active	25	3	0	13.64%	21		3	Y	8	N	11/2025		
45682	FREELTON	01/31/1986	Active	16	0	0	0.00%	14		5	Y	2	N	06/2025		
14842	GALT-CAMBRIDGE L C	01/31/1938	Active	14	3	1	16.67%	12	21	1	Y	3	R	01/2026	90+ Days	
56118	GLEN MORRIS	09/20/1994	Active	21	0	1	-4.55%	21	31	2	Y	3		08/2025		\$362.20




Club Health Assessment for District A 15 through January 2026

			Status	Membership						Reports				Finance	LCIF	
Club Number	Club Name	Charter Date	Times in Status Quo in Past 2 Years	Current Member Count **	YTD Members Added	YTD Members Dropped	YTD Net Growth% ***	Member Count 1 Year Ago	Dropped Members Avg.Length of Service	Months Since Membership Update	Current Officers Reported ****	Current President Repeated Term	VP Reported *****	Last Date Reported Service (mm/yyyy)	Account Balance	YTD Donations
14845	GUELPH	09/26/1944	Active	20	1	2	-4.76%	22	3	1	Y		N	01/2026		\$73.09
	Exc Award (06/30/2020, 06/30/2021, 06/30/2023)															
46959	GUELPH ROYAL CITY	02/27/1987	Active	12	0	0	0.00%	12		13	Y	2		06/2025		
29371	HICKSON & DISTRICT	05/29/1974	Active	11	0	0	0.00%	12		7	Y	2	R	12/2025		\$724.50
14847	HILLSBURGH & DISTRICT L C	05/20/1971	P- Active	0	0	0	0.00%	0		13	N	None		02/2021		
	Exc Award (06/30/2016, 06/30/2018)															
14849	INGERSOLL	12/14/1938	Active	15	0	2	-11.76%	13	0	4	Y	4		11/2025		\$147.00
	Exc Award (06/30/2016)															
33218	INNERKIP & DIST	01/06/1977	Active	39	10	2	25.81%	32	3	1	Y	2	R	09/2025		\$1,064.57
14850	KITCHENER	08/05/1937	Active	26	5	9	-13.33%	31	17	0	Y	3	N	01/2026		\$106.46
	Exc Award (06/30/2016, 06/30/2024)															
14851	KITCHENER OKTOBERFEST	09/17/1970	Active	9	0	1	-10.00%	11	12	2	Y		N	01/2026		\$297.22
36892	KITCHENER PIONEER	04/23/1979	Active	15	0	0	0.00%	16		0	Y	3	IP	01/2026		
59129	KITCHENER-WATERLOO COMM SPIRIT	02/11/1997	Active	13	0	0	0.00%	12		0	Y		N	01/2026		\$709.71
	Exc Award (06/30/2021, 06/30/2023)															
40871	LINWOOD & DIST	02/26/1982	Active	17	2	0	13.33%	17		3	Y		N	11/2019		
14939	LYNDEN	03/07/1957	Active	23	0	0	0.00%	25		7	Y		N	12/2025		\$715.46
	Exc Award (06/30/2016)															
29918	MARSVILLE & DISTRICT	11/13/1974	Active	4	0	0	0.00%	4		14	Y	19		06/2025		\$718.05
	Exc Award (06/30/2016)															
14853	MILVERTON	12/04/1939	Active	36	0	0	0.00%	37		7	Y		N	11/2019		\$1,440.28
14855	MONKTON	09/15/1952	Active	20	0	0	0.00%	15		7	Y		N	05/2019		
130035	Mosborough Busy Busy	02/15/2017	Active	22	1	0	4.76%	22		6	Y	6	R	12/2025		
14861	PARADISE & DISTRICT L C	02/14/1973	Active	24	0	1	-4.00%	20	3	2	Y	2		06/2025		\$50.00
14945	PARIS	03/16/1931	Active	39	0	1	-2.50%	40	8	3	Y		N	09/2025		
	Exc Award (06/30/2017, 06/30/2018, 06/30/2024)															
68902	PLATTSVILLE & DISTRICT	06/17/2003	Active	16	2	0	14.29%	14		3	Y	3	R	02/2025		\$311.18
14946	ROCKTON	04/13/1965	Active	52	0	1	-1.89%	53	50	3	Y		N	12/2023		\$1,073.19
	Exc Award (06/30/2018, 06/30/2021)															



Club Health Assessment for District A 15 through January 2026


			Status	Membership						Reports				Finance	LCIF	
Club Number	Club Name	Charter Date	Times in Status Quo in Past 2 Years	Current Member Count **	YTD Members Added	YTD Members Dropped	YTD Net Growth% ***	Member Count 1 Year Ago	Dropped Members Avg.Length of Service	Months Since Membership Update	Current Officers Reported ****	Current President Repeated Term	VP Reported *****	Last Date Reported Service (mm/yyyy)	Account Balance	YTD Donations
14864	ROCKWOOD & DISTRICT L C	03/03/1972	Active	27	3	1	8.00%	24	5	0	Y			01/2026	90+ Days	\$443.30
14949	SHEFFIELD	04/26/1965	Active	13	0	2	-13.33%	14	7	5	Y		R	12/2025		\$359.24
Exc Award (06/30/2024)																
14947	ST GEORGE	04/11/1945	Active	60	0	0	0.00%	59		6	Y		N	01/2026		\$4,641.68
Exc Award (06/30/2016, 06/30/2018)																
14865	ST JACOBS	09/10/1953	Active	26	2	0	8.33%	24		1	Y		N	01/2026		
Exc Award (06/30/2017)																
14866	ST MARYS	01/23/1940	Active	16	0	4	-20.00%	20	21	1	Y	3	N	01/2026		\$1,017.74
14868	STRATFORD	01/13/1925	Active	11	0	0	0.00%	10		4	Y	2		01/2026		\$932.20
Exc Award (06/30/2024)																
44432	SWEABURG & DIST	12/17/1984	Active	20	0	0	0.00%	20		3	Y		N	01/2026		
14870	THAMESFORD	01/04/1961	Active	66	3	4	-1.49%	66	15	0	Y		N	01/2026		\$2,558.26
Exc Award (06/30/2016, 06/30/2018, 06/30/2019, 06/30/2023)																
14952	WATERDOWN DISTRICT L C	04/30/1967	Active	17	0	1	-5.56%	17	2	0	Y		N	12/2025		\$177.43
Exc Award (06/30/2018)																
29919	WELLESLEY & DISTRICT	11/13/1974	Active	25	3	0	13.64%	24		0	Y	3	R	06/2025		
85011	WEST COAST	03/10/2005	Active(1)	20	3	3	0.00%	14	8	1	Y	3	R	04/2023		
Exc Award (06/30/2016)																
14857	WILMOT LIONESS	10/20/1967	Active	26	0	0	0.00%	27		2	Y		N	12/2022		
14875	WOODSTOCK	04/01/1931	Active	25	0	1	-3.85%	26	40	0	Y		N	01/2026	\$732.19	
Exc Award (06/30/2016)																
68901	WOOLWICH COMMUNITY	06/17/2003	Active	55	4	0	7.84%	50		0	Y		N	01/2026	\$6,387.59	
Exc Award (06/30/2024)																

Clubs Cancelled Previous Fiscal Year – Clubs Cancelled within last 12 months may be reinstated

Club Number	Club Name	Charter Date	Current Status*	Cancellation Date
14876	ZURICH	12/22/1944	Cancelled(6*)	08/29/2024



Club Health Assessment for District A 15 through January 2026

<div>International Club of Professional Engineers and Surveyors</div>						Status		Membership					Reports				Finance		LCIF
						Times in Status Quo in Past 2 Years	Current Member Count **	YTD Members Added	YTD Members Dropped	YTD Net Growth***	Member Count 1 Year Ago	Dropped Members Avg.Length of Service	Months Since Membership Update	Current Officers Reported ****	Current President Repeated Term	VP Reported *****	Last Date Reported Service (mm/yyyy)	Account Balance	YTD Donations
Club Number	Club Name		Charter Date																
Current Total Clubs Count	YTD New Clubs Count	YTD Cancelled Clubs Count	YTD Net Club Gain	Current Total Members Count	YTD Add	YTD Drop	YTD Net Growth	Member Count 12 Months Ago	Average Member Count Per Club	% of Clubs with less than 20 members	% No Officer Report in 12 Months	% of Clubs with balance 90+ days	Number of Clubs in Status Quo	% Status Quo Clubs in Financial Suspension	Number of Cancelled Clubs	Average Cancelled Club Age	Members Lost Due to Cancellation	% of Clubs Cancelled for Non-Financial Reasons	
56	0	0	0	1,319	70	60	10	0.76%	1,292	24	48%	0%	4%	0	0%	0	0	0	0%

* - P - Priority Club. Cancellation Reasons: 1-Objectives/conduct, 2-Non-active club, 5-Non-existing club, 6-Disbanding, 7-Merger, 8-Financial Suspension, 9-District/Multiple District Dues.

** Red denotes below 15 active members.

*** Red denotes 20% + loss.

**** Y - all 3 (President, Secretary, Treasurer) club officers reported, N - not all 3 reported.

***** Abbreviation: N-New, IP-Immediate Past, R-Repeat.